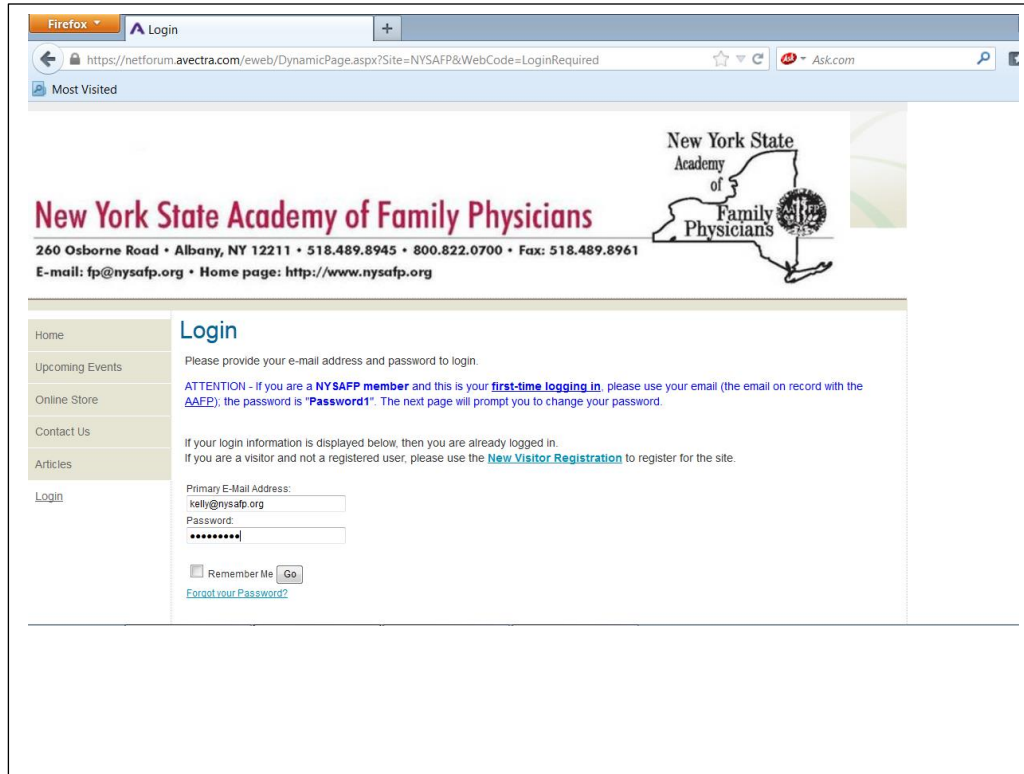


New York State Academy of Family Physicians



Step 1:

Log into your NYSAFP account.

<https://netforumpro.com/eWeb/DynamicPage.aspx?Site=NYSAFP&WebCode=LoginRequired>

If this is your first time logging in, you will use the password "Password1".

Click "Go".



Step 2:

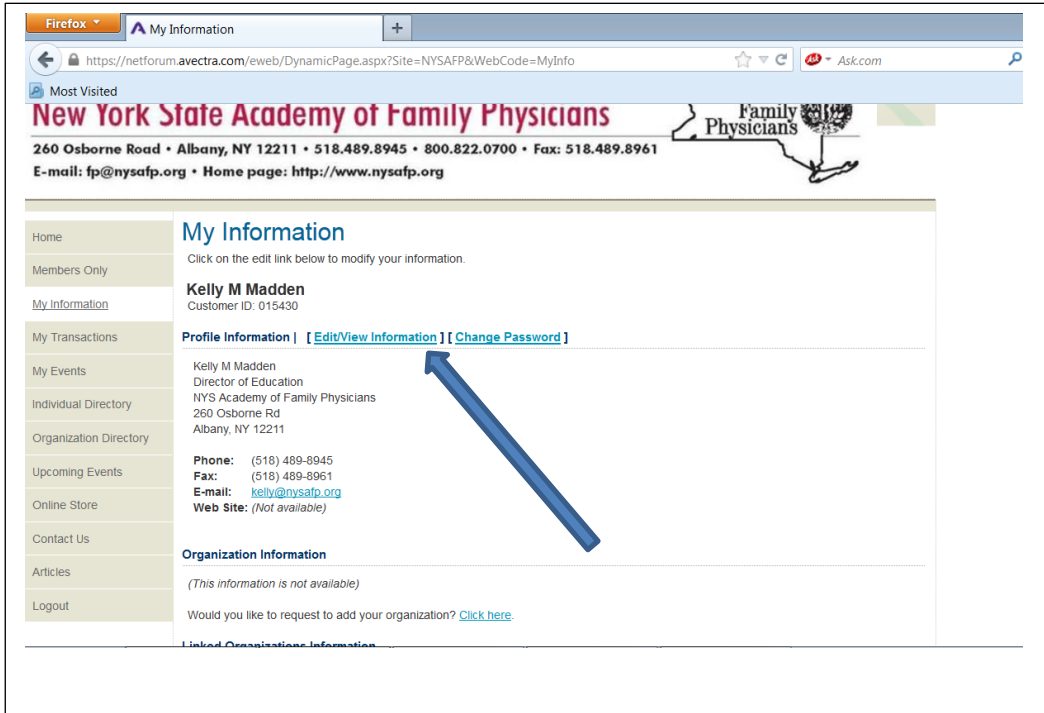

Once you are in your account, there are options on the left-hand-side; these include options like: upcoming events, online store and a tab called, "My Information".

Click on "My Information."

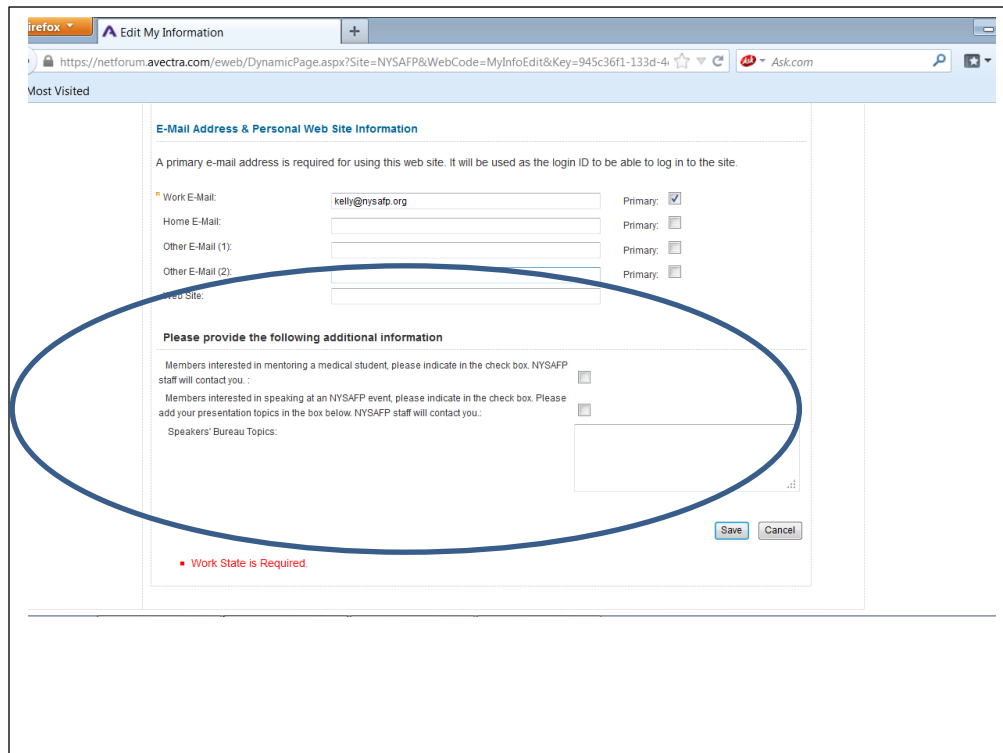
**If you need to change demographic information, you must do this through the AAFP. (If you make the changes with NYSAFP, the changes will be lost once the AAFP uploads its information to the NYSAFP.)

For demographic changes, contact contactcenter@aafp.org

New York State Academy of Family Physicians



Step 3:
Once in “My Information”, click on “Edit / View Information”.



Step 4:
Scroll to the bottom of the “Edit My Information” page. There are two checkboxes:

1. Indicate whether you are interested in being a mentor to a medical student, &
2. If you would like to add your name to the NYSAFP speakers’ bureau to be considered for presenting faculty at NYSAFP events. Please let us know if you are a subject matter expert on a particular topic – clinical topics, physician wellness programs, office management issues.

**If you need to change demographic information, you must do this through the AAFP. (If you make the changes with NYSAFP, the changes will be lost once the AAFP uploads its information to the NYSAFP.)

For demographic changes, contact contactcenter@aafp.org